

GUJARAT SCHOOL SAFETY WEEK REPORT 2016

APPROACH TOWARDS SAFER SCHOOLS...

(August 30 - September 3, 2016)



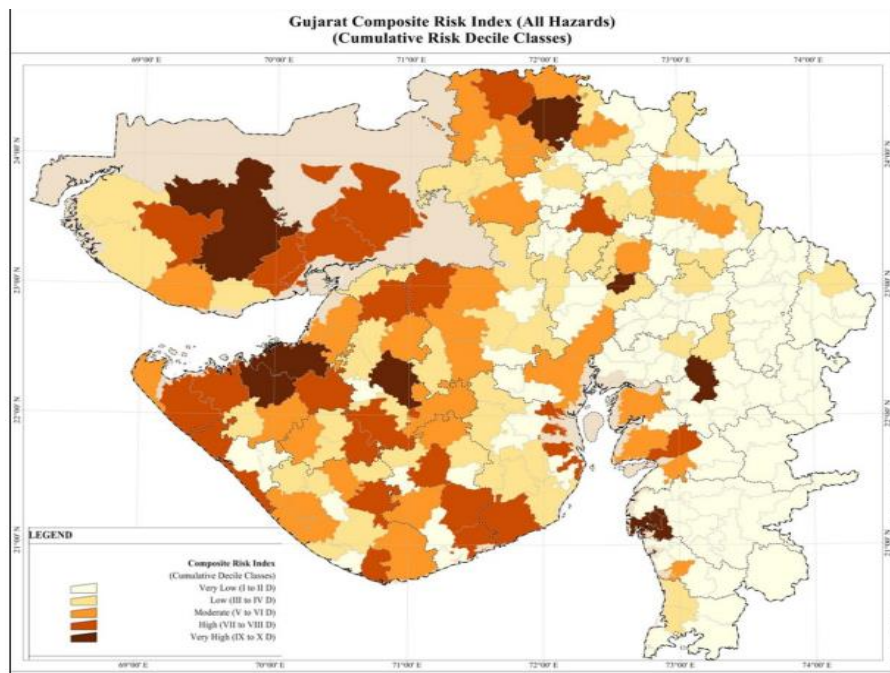
GUJARAT STATE DISASTER MANAGEMENT AUTHORITY

Contents

1. Introduction.....	1
2. Gujarat School Safety Programme- 2016.....	3
2.1 Background	3
2.2 School Safety Week: Training	4
2.3 Coordination	10
3. Development Of IEC	11
4. Celebration of School Safety Week 2016	15
4.1 Inauguration	15
4.2 Celebration	16
5. Media Coverage.....	21
Annexure 1	23
Annexure 2.....	25

1. INTRODUCTION

With the view of building capacities for disaster resilience, Gujarat State Disaster Management Authority conducts various programs at institutional levels. **Gujarat School Safety Week** is one such initiative which aims at strengthening of one of the most vulnerable groups for disasters, that is, *Children*. Gujarat is geographically prone to hazards like earthquake, cyclones, floods, extreme temperatures, etc. The children of age group 4-15 years spend sufficient time in schools. Considering the vulnerability of institutions like schools for various hazards, there is a need of strengthening the capabilities by awareness generation, sensitization, trainings and Mock drills.



(Source: Gujarat Hazard Vulnerability Atlas, 2005)

Sendai Framework for Disaster Risk Reduction (SFDRR) 2016, aims at substantial reduction of disaster risk and losses in lives, livelihoods and health and in the economic, physical, social, cultural and environmental assets of persons, businesses, communities and countries, it has been highlighted in Sendai Framework for Disaster Risk Reduction that there is a need to strengthen disaster preparedness for response, take action in anticipation of events, and ensure capacities are in place for effective response and recovery at all levels.

Gujarat School Safety Week is one of effective tools towards addressing the priorities of actions mentioned in SFDRR as it helps in generating understanding towards disaster risk at community level and enhancing disaster preparedness for effective response. It facilitates spreading awareness among school children, teachers, and staff members regarding probable hazards. It helps in developing their understanding regarding hazard impacts, related dos and don'ts and demonstrate response measures like evacuation, first aid and search and rescue. It also highlights the need of institutional preparedness measures and systems that helps in reducing the loss and chaos among the population and channelizes effective response. Thus addressing the priorities of action mentioned in Sendai Framework of Actions for Disaster Risk Reduction 2015-2030.



2. GUJARAT SCHOOL SAFETY PROGRAMME-2016

2.1 BACKGROUND

In 2015, GSDMA had conducted School Safety Week in 400 schools of Kutch, Jamnagar and Devbhoomi Dwarka districts. State level trainings were arranged for (i) 60 Master Trainers (included BRC-CRC), (ii) Sarva Shiksha Abhiyaan engineers (67) and District Project Officers (DPO) were conducted. District Level Trainings for around 800 (1 Principal and 1 Teacher) was conducted. With the help of these trained human resources 400 School Disaster Management Plan (SDMP) were prepared. In addition to that various awareness generation programs were conducted in schools through DPOs, demonstration were conducted by NDRF, Red Cross, 108, Fire Department, etc. Also, various drawing, slogan, project competitions were conducted. The School Safety Week was highly appreciated at all the levels.

Gujarat School Safety Programme 2016: Based on the success of 2015, Gujarat School Safety Programme 2016 was scaled-up to 3150 number of schools. In addition to schools of Kutch, Jamnagar, Devbhoomi Dwarka schools in Municipal Corporations of Ahemdabad, Vadodara, Surat and Gandhinagar were also included. The vulnerable districts of Gujarat were prioritized based on hazard probability and population density. The detail of number of school selected is given below:

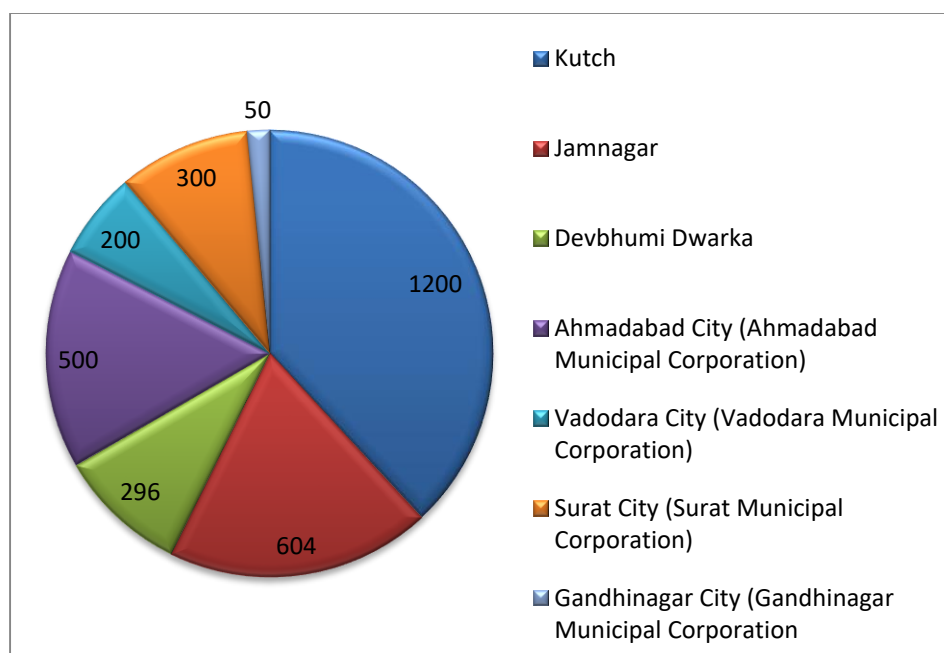


Figure 1 Number of Schools selected for School Safety Week 2016

2.2 SCHOOL SAFETY WEEK: TRAINING

With the view to build capacity of education department for disaster management and to enable smooth execution of School Safety Week 2016 various trainings were conducted. 267 Master Trainers were selected from all 7 districts and were trained at state level at GIDM. 67 engineers were trained on various aspects of structural as well as non structural safety in schools at state level. Further various trainings were arranged by these 267 master trainers and trained 5434 trainers at district level which included 1 principal and 1 teacher from the selected schools. The following steps were taken towards celebration of School Safety Week – 2016. The detail of selected schools is given below:

2.2.1) TRAINING OF MASTER TRAINERS AT STATE LEVEL: GSDMA had organized four workshops for selected trainers from respective districts. In this training, 267 master trainers from seven districts were trained which included BRC-CRC and identified principals and teachers from selected districts. They were sensitized and trained in various aspects of School Safety.

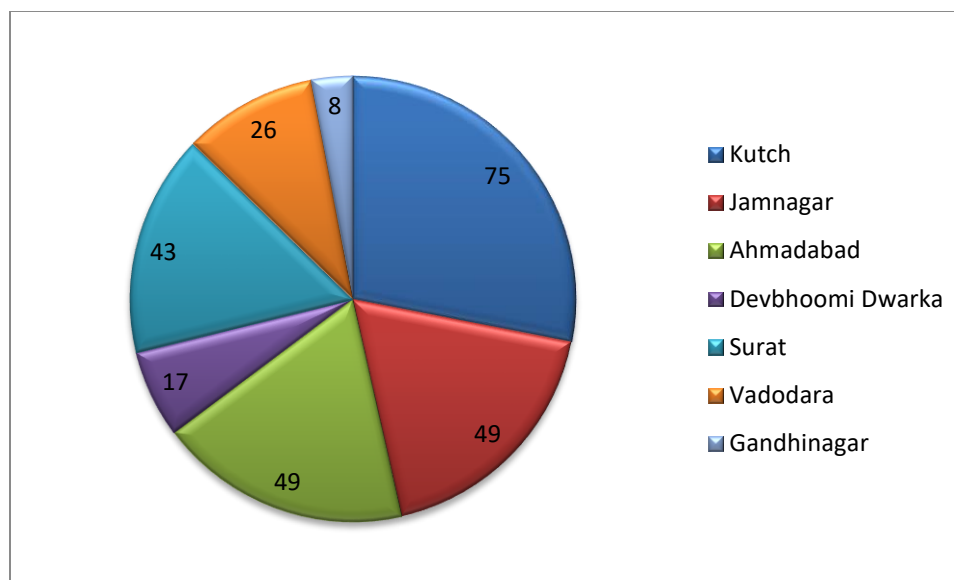
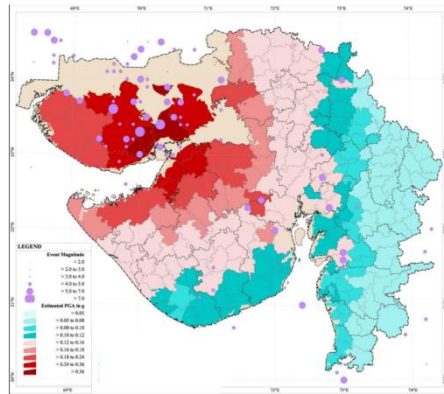


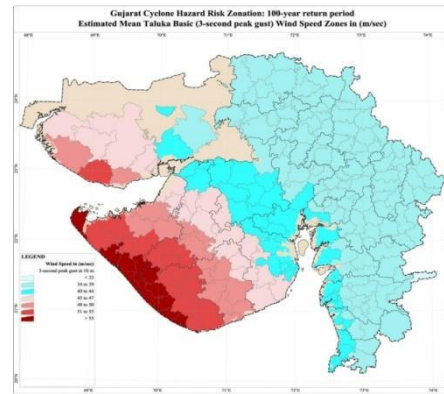
Figure 2 Number of Trainers: Gujarat School Safety Programme 2016

The detail of training of master trainers conducted is given below:

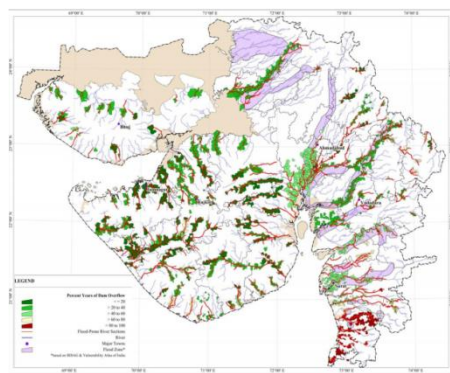
- i. **Sensitization of teachers for Disaster Management:** The participants of the training programme were exposed to Kumbakonam school fire case study and Dabwali Fire case study. Through both the studies, various aspects of a disaster management, response and preparedness, need of evacuation plan, training of teachers and students, preparation of School Disaster Management Plan and mock drills were emphasized and various Do's and Don'ts regarding basic safety norms, storage of material, structure and non-structural mitigation measures were explained. They were also exposed to consequences of various structural and non- structural units and ways to mitigate it. The participants found the case studies very interesting and they were interested in knowing other aspects of fire safety.
- ii. **Introduction to hazards and disaster:** As one of the basic concepts of disaster management is HRVC analysis, the basic understanding of various hazards like earthquake, fire, cyclone, floods, epidemic, accidents, which are probable for Gujarat were explained to the participants. The briefing to participants was done regarding various physiographical factors that form the hazard and vulnerability profile of districts and state like fault lines, population density, zones of various hazards, etc. They were explained about vulnerability with respect to population, density, age, gender, social groups and economic vulnerabilities. It was made clear that children are one of the most vulnerable groups



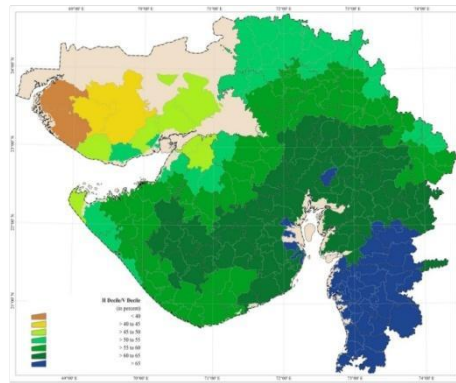
EARTHQUAKE HAZARD RISK ZONATION MAP



CYCLONE HAZARD RISK ZONATION MAP



FLOOD HAZARD RISK ZONATION MAP



DROUGHT HAZARD RISK ZONATION MAP

iii. **Concept of Disaster Management:** The participants were informed about various institutional mechanisms that are put in place by the state government and national government for Disaster Management. The Disaster Management Act 2003 and 2005, National School Safety Programme, and Disaster Management Policy of state as well as government of India were discussed. Further they were given briefing on management of disasters like mitigation measures, capacity building and comprehensive response. The four components of disaster management cycle that are, mitigation, preparedness, response and recovery were also discussed.

iv. **HRVC as a tool:** In order to enhance the understanding of participants regarding analysis of existing hazards, vulnerabilities and capacities available in school for disaster management they were asked to conduct participatory HRVC and they were also asked to identify various hazards, vulnerable population, risk and capacity available to cope up with the impact of disasters or mitigate the potential risk. In addition to this, they were also asked to make evacuation, resource and hazard maps.

- v. **School Disaster Management Plan (SDMP):** As there is huge importance of disaster management plan in management of disasters, the model template of SDMP prepared by GSDMA was discussed with the participants. It included roles and responsibilities of various stakeholders, HRVC of districts, details of committees and resource inventory.
- vi. **Structural and Non Structural Safety:** The participants were given brief regarding structural and non structural safety measures. The emphasis was laid on building the understanding of structural risks and ways to mitigate it. In non structural safety, the focus was laid on making participants understand the non-structural elements in schools and the ways of mitigating the potential risk due to non structural elements. The identification of non-structural material in school was taught through activity. They were made to understand simple methods of relocation, immobilization to mitigate the risk.
- vii. **Fire Safety:** The participants were taught triangle of fire, that is, components required for the ignition of fire (heat, fire, oxygen). They were explained about various types of fire extinguishers and ways to use them.
- viii. **First Aid:** The participants were explained about the roles and responsibilities of various task forces and fire safety and first aid in school in coordination with FOCUS. Red Cross demonstrated the techniques of first aid and also emphasized on the need of psycho-social care so that they can facilitate support for it. The participants were taught basic first aid techniques like bandage, lifts, triangular bandages, etc.
- ix. **Mock drill:** In order to provide practical understanding regarding mock drill, the participants were taken to schools in Gandhinagar and a mock disaster scenario was created, followed by mock drill. The whole activity involved preparation of plan, team formulation, scenario creation, marking of exit and identification of assembly area. For this purpose, various teams such as, early warning communication and coordination team, search and rescue team, first aid team and fire fighting teams were formed by the teachers and students. They were taught to initiate the drill and a drill using an alarm system was conducted in which teams perform their duties as per the decided SOP's. Further it was followed by involving various agencies, such as Fire Department, 108 and other emergency services. Fire department also demonstrated their fire fighting activities. The mock drill was followed by debriefing exercise where the participant, responders, team members and the acting injured gave various feedbacks on the activity. It was explained that such feedback can be very useful in making SDMP context specific and practically viable. In this way, mock drill session was conducted.

Various activities during school safety week were discussed and use of IEC material was explained. The participants were given briefing about School Safety Week

and their responsibility for conducting Training of Trainers (ToT) at district level. In this way, state level Training of Trainers (ToT) for 267 master trainers (BRC-CRC) was conducted by GSDMA.





2.2.2) TRAINING OF TRAINERS AT DISTRICT LEVEL: It was decided that one teacher and one principal from selected schools may execute the school safety week deliverables along with various stakeholders. The trained master trainers along with District Project Officers organized training at various talukas and district level. The trainings were conducted at district level which created 5434 trainers for awareness of activities to be conducted during School Safety Week.



2.2.3) TRAINING OF ENGINEERS: The training programme on training of engineers for structural safety was organized from 3rd-6th May 2016 at GIDM. In this training programme, 67 engineers were trained, who were identified by Sarva Siksha Abhiyan (SSA). The training session were taken by the resource person from GSDMA, GIDM, ISR, IIT-GN, FOCUS and SSA.

2.3 COORDINATION

Several co-ordination meetings were held for the successful celebration of Gujarat School Safety Week, 2016. The meetings started from scaling up school safety week, 2016 and further preparation, coordination and stakeholders meeting were held in order to ensure better execution of Gujarat School Safety Programme. To ensure timely execution of SSW -2016, **Video Conference** were held under the chairmanship of CEO-GSDMA and ACEO-GSDMA with District Education Officer, District Primary Education Officer and Shashanadhikari and other district level officers

As GSDMA involved various stakeholders like NDRF, ISR, Red Cross, 108- GVK EMRI, Fire Department and other NGOs to conduct activities for awareness during schools safety week. It was ensured that all the agencies prepare their action plans for each districts and co-ordinate with district level officers.

3. DEVELOPMENT OF IEC

GSDMA developed Information, Education and Communication material for the purpose of dissemination of information among school students and teaching. Through IEC material information about various types of hazards is communicated. GSDMA provided IEC material based on different themes given below, i.e., pamphlets, posters, charts, and game flex banner, mock drill book and sticker sheets. In addition, Institute of Seismological Research provided compact disks on earthquake safety for 3150 schools covered during Gujarat School Safety Programme. The details of IEC material provided by GSDMA for Gujarat School Safety Week Programme are given below:

S.No.	Types	Theme
1.	Pamphlets	▪ Cyclone
		▪ Flood
		▪ Tsunami
		▪ Health Safety Tips for Children
		▪ Nuclear Safety Tips
		▪ Road Safety Tips
		▪ First Aid Team
		▪ Transportation Team
		▪ Fire Safety Team
		▪ Transfer Team
		▪ Search and Rescue Team
		▪ Site Safety Team
		▪ Awareness Generation Team
2.	Posters	▪ Fire and Rescue Mock drill
		▪ Fire Safety at home
		▪ How to use fire extinguisher

		▪ Precautionary measures for electric fire
		▪ Escape route during fire emergency
		▪ Fire Safety Tips for Disable people
		▪ Safety Tips for Industrial Fire
		▪ Fire Safe for High Rise buildings
		▪ Precautionary measures for crackers during Diwali festival
3.	Charts	▪ Earthquake
		▪ Fire
		▪ Global Warming
		▪ Road Safety Tips
		▪ Non-structural measures
		▪ Good health Tips for children
		▪ Fire Safety Tips
		▪ Cyclone
		▪ Heavy rain/ Flood
		▪ First Aid
		▪ Animal Hazard Hunt
		▪ Hazard Identification
		▪ Safety Site Identification



Children were enthusiastic about receiving IEC material under Gujarat School Safety Programme 2016. The IEC material like 'Hazard Preparedness Game' also helped in building a sense of collective effort of individuals during a disaster scenario as it involved a huge group of students while playing. The IEC material was also useful for developing an understanding among students for do's and don'ts of disaster.

4. CELEBRATION OF SCHOOL SAFETY WEEK 2016

4.1 INAUGURATION



The Gujarat School Safety Week, 2016 was inaugurated on 30th August, 2016 at Bhaskarcharya Institute For Space Applications & Geoinformatics (BISAG), Gandhinagar by Smt. Anuradha Mall, IAS, CEO-GSDMA, Shri K. Shrinivas, IAS, Principal Secretary, Revenue Department, Shri G.C. Brahmabhatt, IAS, Addl. C.E.O-GSDMA and Shri J.J. Shelat, Director (Finance), GSDMA. The inauguration was broadcasted in all the schools and students and teacher were motivated by the dignitaries.

During inauguration the dignitaries explained the significance of preparedness activities for disaster management and motivated all the students and teachers to actively participate in school safety week activities.

They also emphasized taking the School Safety Week as an opportunity to learn various techniques associated with school safety and build a culture of safety.

The day wise schedule of celebration of School Safety Week, 2016 is given below:

Sr. No.	Date	Activities in Schools
1.	30/08/2016	<ul style="list-style-type: none">InaugurationOrientation program- Introduction to Disasters, Hazards and Vulnerability

Sr. No.	Date	Activities in Schools
		<ul style="list-style-type: none"> Session on School Disaster Management Plan
2.	31/08/2016	<ul style="list-style-type: none"> Building awareness about Flood and Cyclone and the response to these disasters theme with the help of IEC materials, Audio/Video, posters and Games Orientation on Non-Structural risks in the school.
3.	01/09/2016	<ul style="list-style-type: none"> Session on Fire, Earthquake and Road Accidents Disaster Awareness Film Screening
4.	02/09/2016	<ul style="list-style-type: none"> Orientation on Search and Rescue and First Aid Slogan competition and Debate competition Project Competition from school children
5.	03/09/2016	<ul style="list-style-type: none"> Shakeout Drill and Mock Exercises (Mock Drills) Prize distribution

4.2 CELEBRATION

The above mentioned activities were celebrated in schools through teachers. Various games like ‘Hazard Preparedness Game’, and Safety Site Identification were played by the students, helping them understand the significance of preparedness.





Charts showing non-structural safety were mounted in all the schools. Lectures were arranged by teachers regarding hazards, their do's and don'ts and students actively participated in it.

To trigger imagination and creativity of students drawing competitions, slogan competition, shakeout drills, etc were organized in each and every school. During School Safety Week students prepared emergency kits, established early warning team at school level, identified school level disasters and made models showing various disasters like earthquake, road accidents, etc. Students were happy to learn and understand safety measure like first aid, search and rescue and evacuation.

Mock drills were organized during school safety week by various stakeholders. Shakeout drills were organized by schools according to the schedule of the activity and the teachers and principals trained at district level conducted shakeout drills successfully. National Disaster Response Force and District Fire department conducted 139 mock drills in various schools.



Earthquake and fire mock drill were conducted in schools.

NDRF also arranged first aid demonstration, display of search and rescue equipments & techniques. They also explained the use of locally available material for emergency response.



Demonstrations: The basic first aid knowledge was given to school students by Red Cross and GVK EMRI 108. The demonstrations by Red Cross and GVK EMRI 108 helped in developing capacity of students as a first responder during any emergency or disaster situation.



According to the celebration plan of School Safety Week, 2016 painting competition and essay writing competition were held in all the schools for which ‘*Disaster Management*’ was a broad theme.

Fire Department demonstrated fire safety drill, use of fire extinguishers to the students. Students learnt the use of fire extinguishers enthusiastically.



Painting competitions and project making competitions were organized during School Safety Week which was based on disaster management theme and it provided an opportunity to school students for displaying their creative skills.





The activities conducted under School Safety Week were well appreciated by the local media. The coverage also helped in enhancing participation of students/ parents.

**લખપત તાલુકાની શાળાઓમાં
શાળા સલામતી સપ્તાહ ઉજવાયું**
બીઆરસી ભવન લખપતનું સફળ આયોજન

[illegible][illegible]

મોટીવિરાણીઅનેચાવડકામાં
આપત્તિવ્યવસ્થાપનતાલીમ

યોગેશ્વર મથ, તા.૩૧
 નખતારા તાલુકાના મોટી
 વિરાણીમાં શિક્ષકને આપતી
 વ્યવસ્થાપન અંગે તાલીમ આપાઈ હતી.
 તેમજ ચાવડકામાં સલામતી સપ્તાહ
 અંગતરંગ શિક્ષકો તેમજ વિદ્યાર્થીઓને
 આપતી વ્યવસ્થાપન અંગે તાલીમ
 આપવામાં આવી રહી છે.
 મોટી વિરાણી ખી.આર.સી. ખાતે
 રામુખા બી. જોડાના માર્ગદર્શન
 હેઠળ નખતારાની ૭૧ પા. શાળા
 અને તમામ હાઈસ્કૂલના એક શિક્ષક
 માટે તાલીમ યોજાઈ હતી. જિલ્લા
 શિક્ષણાધિકારી મુમુક્ષાં આચાર્યએ
 કુદરતે કે માનવ સર્જિત આપત
 વસ્તુને જાણેને રહી રીતે સમાપ્ત
 સ્થળે ખતોડવા અંગે માહિતી
 આપી હતી. તજશોર રમેશ પોરવા,
 શ્રવણ ભાવણી, સુર્યદય શેઠિયા,
 એસ.એસ. ચારણ, હીરેન સોનેજી,
 સ્નેહલ ચૌધરી, જયવંત સોલંકી
 વિવરણ સમજી આપી આપતી
 વ્યવસ્થાપન અંગે ડેમોસ્ટ્રેશન રજૂ કરી
 હતું. ઉપરાંત ચાવડકા પા. શાળામાં

 તા. ૦૩/૦૮/૧૬ સુધી ચાલવાના
 તાલીમનો સંરંપણ જાણી જાતા
 એસ.એમ.સી. સભ્યએ દીપ પ્રાગટ્ય
 કરી પ્રારંભ કરાવ્યાં હતો. જેમાં
 બચાવ અને કાળં તથા પ્રાથમિક
 સારવાર અંગે જાણી કેળવણી, સમ
 તથા ચિત્ર સ્પર્ધા, આપતિ વખતે શાળા
 ખાલી કરાવવી બહેન અંગે સમ
 આપણો. આ તકે મરુદા, મરુદા
 ડી.એચ. પ્રમરમ, ડી.એલ. પમુખા
 ડી.ડી. પટેલ ઉપસ્થિત રહ્યા હતા.

શાળા સલામતી સપ્તાહમાં વિદ્યાર્થીઓને
ડિઝાસ્ટર વિશે સમજૂતી અપાશે

[illegible]

વિદ્યાર્થીઓને ભૂંડપ
વિશે માહિતી આપી

સાહેરના કારેલીબાગ વિસ્તારમાં આવેલ સરદાર વિનય મંદિર શાળામાં તા.૩૧મી ઓગસ્ટે 'ડિઝાસ્ટર મેનેજમેન્ટ' સેમિનારનું આયોજન કરવામાં આવ્યું હતું. એન. ડી.આર.એચ.ની બટાલિયન-૬ની એક ટુકડી દ્વારા શાળાના વિદ્યાર્થીઓ સમજ વક્તવ્ય, નિર્દેશન, સાધનની ઓળખ, બચાવ કરવાની વિધિ પરીતો વિશે સમજણ આપવામાં આવી હતી. પુર, ભૂકંપ, આગ વગેરે જેવી આકસ્મિક ઘટનાના સમયે હાથવગાં સાધનોથી કેવી રીતે બચાવ કરી શકાય તેનું નિર્દેશન કર્યું હતું.

વડોદરા મ્યુ. કોર્પો. દ્વારા શાળા સલામતી સપ્તાહ ઉજવાયું

વડોદરા મ્યુનિસિપલ કોર્પોરેશન દ્વારા તાજેતરમાં શહેરની ૨૦૯ શાળાઓમાં ગુજરાત આપત્તિ વ્યવસ્થાપનના સીજન્યથી શાળા સલામતી સપ્તાહની ઉજવણી અંતર્ગત વડોદરા ફાયર બ્રિગેડના સહકારથી ૩૦ થી વધુ શાળાઓમાં મોકડીલ અને ડેમો દ્વારા માર્ગદર્શન આપવામાં આવ્યું હતું. તદ્દપરાંત, NDRF, Off site Emergency, IOCL ભૂકંપ સંશોધન સંસ્થાન, ગાંધીનગર, એબીબી દ્વારા કુલ ૮૦ શાળામાં આપત્તિ વ્યવસ્થાપનને લગતી માહિતી પૂરી પાડવામાં આવી છે. સમગ્ર સપ્તાહ દરમિયાન શાળાઓમાં ડિઝાસ્ટર મેનેજમેન્ટને લગતી પ્રોજેક્ટ વર્ક, ચિત્ર સ્પર્ધા, સ્વયંચાલિત સ્પર્ધાઓ યોજાઈ હતી.

Sandesh Newspaper, 5th September, 2016

અગમચેતી 4 લાખો કર્કશ્મ વોટુ 105 શાળામાં આયર્ષ અને શિક્ષકોને મેનેજમેન્ટ પ્લાન, એક્ટિવિટી સમય ટાપવા

આચાર્યો-શિક્ષકો ડિઝાસ્ટર મેનેજમેન્ટના પાઠ શીખ્યા

અગમચેતી

મહાનગરપાલિકા ક્ષામે મુખ્યમંત્રી રાજ્ય આપત્તિ વ્યવસ્થાપન સંસ્થાન દ્વારા આયોજિત સપ્તાહમાં શહેરની ૨૦૯ શાળાઓમાં ગુજરાત આપત્તિ વ્યવસ્થાપનના સીજન્યથી શાળા સલામતી સપ્તાહની ઉજવણી અંતર્ગત વડોદરા ફાયર બ્રિગેડના સહકારથી ૩૦ થી વધુ શાળાઓમાં મોકડીલ અને ડેમો દ્વારા માર્ગદર્શન આપવામાં આવ્યું હતું. તદ્દપરાંત, NDRF, Off site Emergency, IOCL ભૂકંપ સંશોધન સંસ્થાન, ગાંધીનગર, એબીબી દ્વારા કુલ ૮૦ શાળામાં આપત્તિ વ્યવસ્થાપનને લગતી માહિતી પૂરી પાડવામાં આવી છે. સમગ્ર સપ્તાહ દરમિયાન શાળાઓમાં ડિઝાસ્ટર મેનેજમેન્ટને લગતી પ્રોજેક્ટ વર્ક, ચિત્ર સ્પર્ધા, સ્વયંચાલિત સ્પર્ધાઓ યોજાઈ હતી.

મુખ્યમંત્રી રાજ્ય આપત્તિ વ્યવસ્થાપન સંસ્થાન દ્વારા આયોજિત સપ્તાહમાં શહેરની ૨૦૯ શાળાઓમાં ગુજરાત આપત્તિ વ્યવસ્થાપનના સીજન્યથી શાળા સલામતી સપ્તાહની ઉજવણી અંતર્ગત વડોદરા ફાયર બ્રિગેડના સહકારથી ૩૦ થી વધુ શાળાઓમાં મોકડીલ અને ડેમો દ્વારા માર્ગદર્શન આપવામાં આવ્યું હતું. તદ્દપરાંત, NDRF, Off site Emergency, IOCL ભૂકંપ સંશોધન સંસ્થાન, ગાંધીનગર, એબીબી દ્વારા કુલ ૮૦ શાળામાં આપત્તિ વ્યવસ્થાપનને લગતી માહિતી પૂરી પાડવામાં આવી છે. સમગ્ર સપ્તાહ દરમિયાન શાળાઓમાં ડિઝાસ્ટર મેનેજમેન્ટને લગતી પ્રોજેક્ટ વર્ક, ચિત્ર સ્પર્ધા, સ્વયંચાલિત સ્પર્ધાઓ યોજાઈ હતી.

Divya Bhaskar, 2nd September, 2016

ANNEXURE 1

ઘરનાં બાળકો... નીચે આપેલા કોઠામાં જુદીજુદી ૧૪ આફતોનાં નામ રૂપાણાં છે તેને શોધી બતાવો.

રા	સ	ય	લિ	ક	અ	ક	સ્થા	ત	ફ
રો	મ	દા	ગ	લ	ફ	જા	મે	સ	વા
છ	ગ	વી	વા	ત્ર	કા	ત્સુ	લ	થુ	વી
જો	ભો	વા	ઈ	ન	ળ	વો	લા	દ્ધ	જ
ર	જા	મ	ળો	અ	ળ	ઉ	ચ	મી	ળી
લ	લિ	ધ	રો	ડ	અ	ક	સ્થા	ત	પ
ર	સ્થે	ચ	ર	વો	ઉ	મ	વા	ત્ર	ડ
આ	ટ	ના	ત્ર	તી	અ	ના	વા	વો	વી
મ	ગ	અ	ઈ	ચ	ક	સ	ઓ	પૂ	ઉ
ક્રો	મી	ર	મ	ખા	લો	પ	ડં	ના	ર

તમે શોધેલી ૧૪ આફતોમાંથી ફરતી અને માનવસંપત્તિ આફતોને જુદી પાડો

ફરતી આફતો	1.	2.	3.	4.	5.	6.	7.
માનવસંપત્તિ આફતો	1.	2.	3.	4.	5.	6.	7.

ઘરનાં બાળકો... નીચેના કોઠામાંથી ઘરખરબની ટીક બતાવવા માટે જરૂરી વસ્તુઓ શોધો અને તેના નામ નીચે લખો.

1	2	3	4
5	6	7	8
9	10	11	12

આસત સમયે ઉપયોગી વસ્તુઓને એક થેતામાં ભરી હાથપગી રાખો.

ઘરનાં બાળકો... નીચેના ચિત્રોનાં આપેલા ખસુ અને પ્રક્રિયાના વર્તન જે આકૃત સમયે જોખમી હોય તો ✗ દેશે અને જે સલામત હોય તો ✓ દેશે...

બીકપ સસલું ખેડે પણ હરે તે મોટું બીકપને પણ રાખો છે.	સાલાક ઉદર પેલેટા મોટું ઘરખરબની ટીક રાખો અને રાખો છે.	બળવાન હાથી સફેદ રંગની સડા પાં પહેલી કાનના કાનને, હોડી મોટું હાથી સીંચવામાં રાખો પુલો બોલો છે.	કપડી ચિયાળ જાડું બોલી સફાવતો રાખો છે.
બિંચુ બેંડ પૂર્ણ કાનને સળગાવીને ભાગી રીંગ લોહાડી પાછાં ફાંપાં રાખો છે.	તોશની વાદરો સફાવત કરતો પેલેટી ટીકાની સ્વચ્છતા રાખો પુલો છે.	ખાલરી કબૂતર સફાવતી લાગત સ્વચ્છ રીંગ પાછાં છે.	કાલેલ કાચબો સફાવત કરતો પેલેટી ભાગત સ્વચ્છ મોટું રીંગ પુલો છે.
છકીદાર ફૂડકો સફાવતી લાગત મોટું રીંગ સ્વચ્છતા રાખો પુલો છે.	વસદાર ફૂતરો સફાવત કરતો કાનના સ્વચ્છતા રાખો પુલો છે.	દોડાલો દેડકો સફાવત કરતો પુલપાલો ન મોટું પેલેટી રાખો સ્વચ્છતા રાખો પુલો છે.	બહાર બિલાડી સફાવત કરતો પેલેટી ભાગત સ્વચ્છતા રાખો પુલો છે.

ઘરનાં જોખમોને ઓળખો
ઘરની અંદરની એવી જીવજવતુઓ જે જે પડવાથી બહાર બીકપવાનો રસ્તો બંધ થઈ જાય, ઘરમાં રહેનારને રીંગ પહોંચી શકે અથવા આમ લાગી ઉઠે તેને ઘરેલું જોખમો કહેવાય.

ઉપરના ઘરમાંથી ઘરેલું જોખમો ઓળખી બતાવો

1	2	3	4	5	6	7	8	9	10
11	12	13	14	15	16	17	18	19	20

સલામત રથજાની ઓળખ
કાંઈ બાબત આપેલા ક્રમમાં જમણી બાજુ આપેલા જવાબના ચિત્રો સાથે યોગ્ય ટીકો મોકલો

૧. રીનાના ગામમાં ગેરઠર પવન ફૂંકાઈ રહી છે, રીનાએ ક્યાં જઈને આશરો લેવો જોઈએ?	૧. ગેરઠર
૨. અમીતની શાળામાં ધૂર આવ્યું છે, તે ક્યાં જઈ કરશે?	૨. રીનાના ગામ
૩. નીલુ અને તેની મમ્મી રસોઈ કરી રહ્યા છે, રોડી ન શકાય તેવી આગ લાગે છે, તે ક્યાં જઈશે?	૩. રીનાના ગામ
૪. રશ્મિ તેના કુમરમાં છે, ઘરની બધાનક સુશ્વેત લાગી, તે ક્યાં જશે?	૪. રીનાના ગામ
૫. મીના દટીયા કિનારે ફરવા ગઈ છે, અચાનક દટીયા તોફાની બને છે, તે જઈ કરશે?	૫. રીનાના ગામ

જોખમોને ધ્યાનથી જુઓ
ગામની અંદરની જોખમવાળા જગ્યા અને વસ્તુઓને ઓળખી બતાવો.

ઘરનાં બાળકો... નીચે આપેલા ચિત્રમાં સ્કુલથી સલામત રથજા સુધી પહોંચવાનો સૌથી સુરક્ષિત અને ટૂંકો રસ્તો શોધી બતાવો.

પુરુષની ખરિદિશિલિમાં ઊંઘાવાવાળા રસ્તો, ઘરનીરૂંધામાં ખુલ્લા બેઠાનમાં અને પાવાપોડા આદિ તો પાકા મકાનમાં સલામત રહી શકાય છે. તમારી સ્કુલ અને ઘરની નજીક આવેલા સુરક્ષિત રથજા અને ત્યાં સુધી પહોંચવાના સલામત રસ્તા વિષે તમારા પિતા/માતા/બાપુ/બહેન જ જાણી છે.

બાળસાવચેતીના પગલાં

૧. બાળકોને સલામત રસ્તા બતાવો અને સલામત રસ્તા બતાવો.	૨. બાળકોને સલામત રસ્તા બતાવો અને સલામત રસ્તા બતાવો.	૩. બાળકોને સલામત રસ્તા બતાવો અને સલામત રસ્તા બતાવો.	૪. બાળકોને સલામત રસ્તા બતાવો અને સલામત રસ્તા બતાવો.
૫. બાળકોને સલામત રસ્તા બતાવો અને સલામત રસ્તા બતાવો.	૬. બાળકોને સલામત રસ્તા બતાવો અને સલામત રસ્તા બતાવો.	૭. બાળકોને સલામત રસ્તા બતાવો અને સલામત રસ્તા બતાવો.	૮. બાળકોને સલામત રસ્તા બતાવો અને સલામત રસ્તા બતાવો.
૯. બાળકોને સલામત રસ્તા બતાવો અને સલામત રસ્તા બતાવો.	૧૦. બાળકોને સલામત રસ્તા બતાવો અને સલામત રસ્તા બતાવો.	૧૧. બાળકોને સલામત રસ્તા બતાવો અને સલામત રસ્તા બતાવો.	૧૨. બાળકોને સલામત રસ્તા બતાવો અને સલામત રસ્તા બતાવો.

ગુજરાત રાજ્ય આપત્તિ વ્યવસ્થાપન સત્તામંડળ

ANNEXURE 2







